

# Operating Instructions



# ATMOS

**Bluestreak**equipment MAGNETICS  
APPLICATION DRIVEN DESIGN

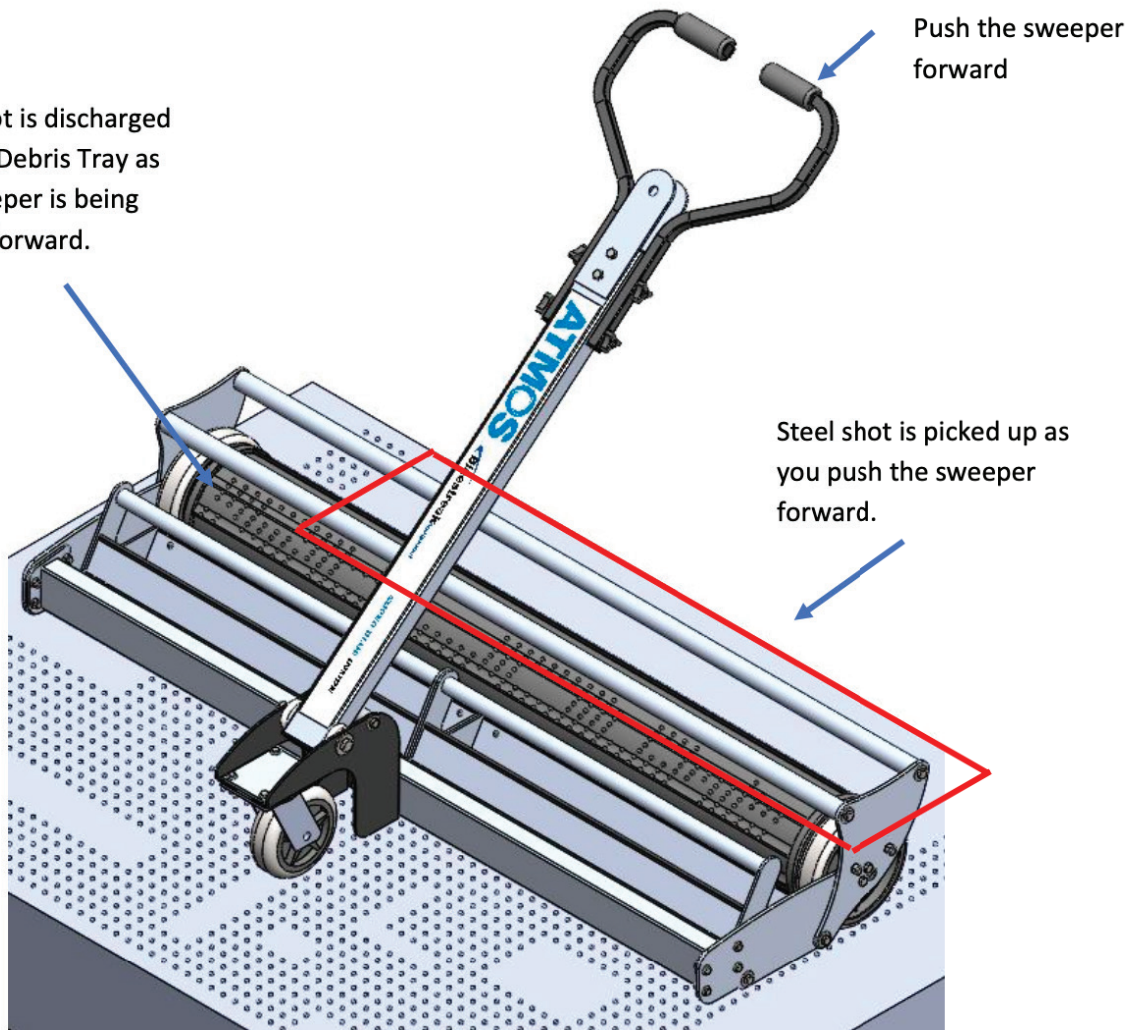
Bluestreak Equipment  
1645 Hwy #3, Delhi, Ontario, Canada N4B 2W6

# Setting Up Sweeper Prior To Use

The Atmos comes 90% assembled with only the handle, front caster, and upper frame to assemble. Follow the separate "Assembly Instructions" provided to assemble and set up the sweeper. When finished, the drum should rotate freely, and all other parts should feel tight and secure.

# Overview of Operation

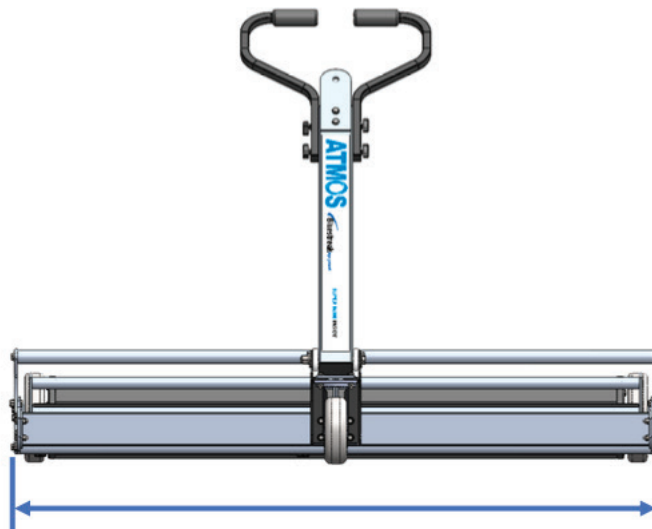
Steel shot is discharged into the Debris Tray as the sweeper is being pushed forward.



Operation of the magnetic sweeper is straight forward. Push the magnetic sweeper forward, and the sweeper will pick up steel shot and deposit it into the Debris Trays, leaving a clear path behind it. As the sweeper is pushed forward, the steel shot is continuously cleaned off from the front of the sweeper by the rotating finned drum. By design, this ensures that maximum magnet performance is continuously available.

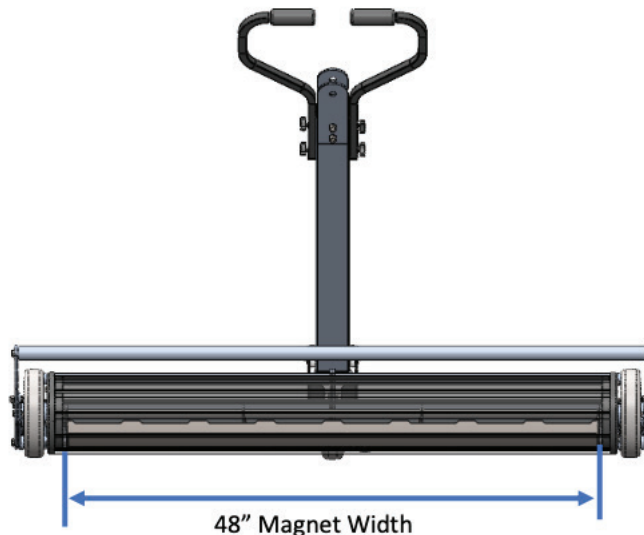
## Step 1. Sweeping Width vs. Product Width

FRONT VIEW



58.5" Product Width

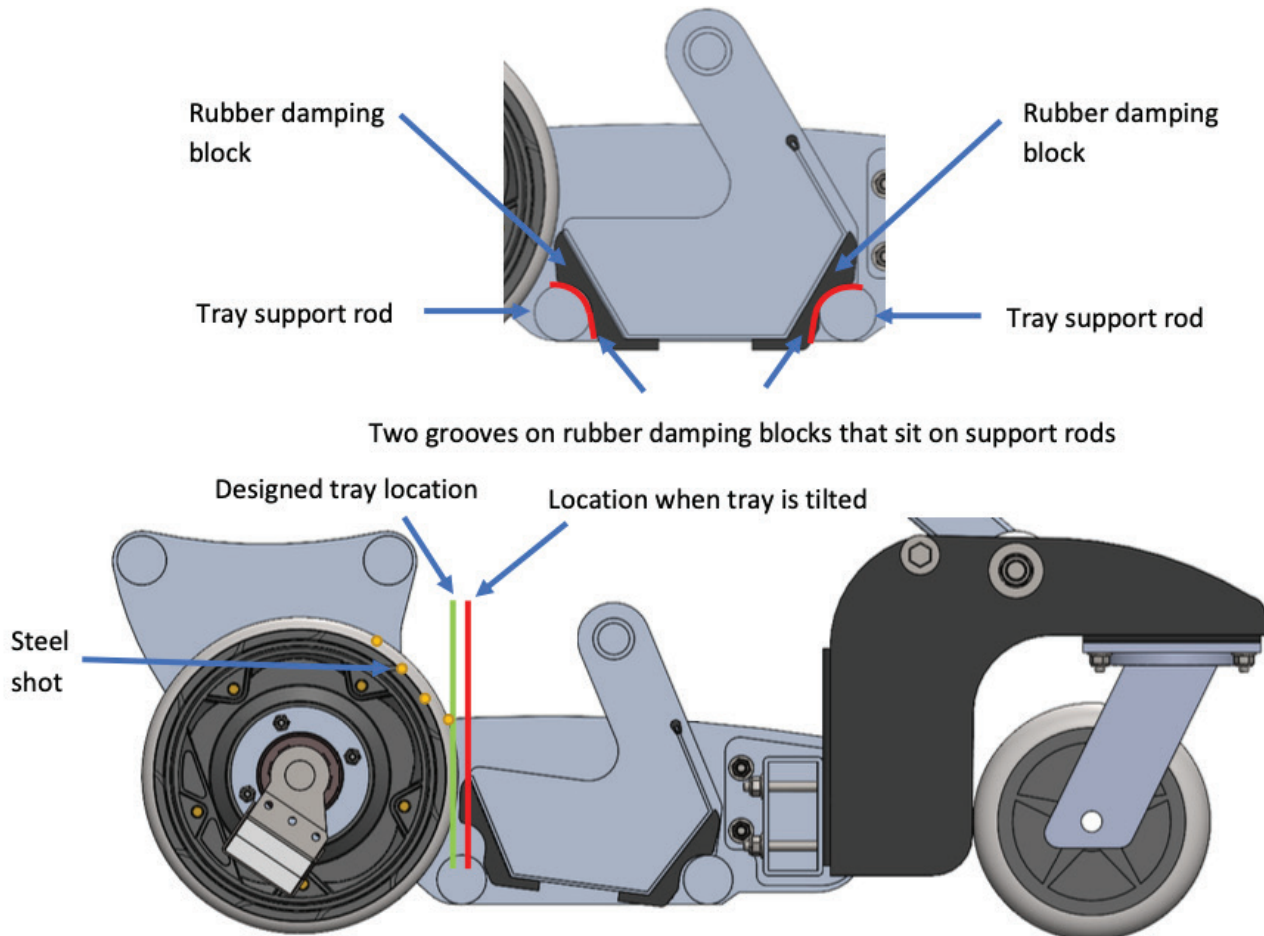
BACK VIEW (TRANSPARENT)



48" Magnet Width

The sweeper has a total width of 58.5", however, that's including the width of the handles, end plates, wheels, and other clearances. The actual magnet width is 48", and the effective sweeping width is 50", leaving approximately 5.25" on each side of the sweeper.

## 2. The Debris Tray



The Tray's rubber damping blocks have grooves that can sit on the tray support rods. This is to help hold the position of the Tray, and to reduce vibration and noise. When the Debris Tray is placed incorrectly (as shown above), it could result in Tray shaking and rattling. It will also change the designed distance between drum and Tray, causing the shot to fall outside of the Debris Tray.

Each Debris Tray can hold approximately 42 lbs of steel shot, with 2 trays, the sweeper holds approximately 84 lbs during operation. Additional 2 replacement Debris Trays can be purchased and put on the upper frame, allowing the sweeper to hold about 168 lbs steel shot before needing to stop and dump the shot. Overfilling the Debris Tray could cause the shot to drop back to ground. Therefore, to maintain the performance, please empty the tray before it becomes full.



## 3. Parts Availability

All parts are available for the magnetic sweeper from your dealer or directly from  
Bluestreak Equipment at [www.bluestreakequipment.com](http://www.bluestreakequipment.com)